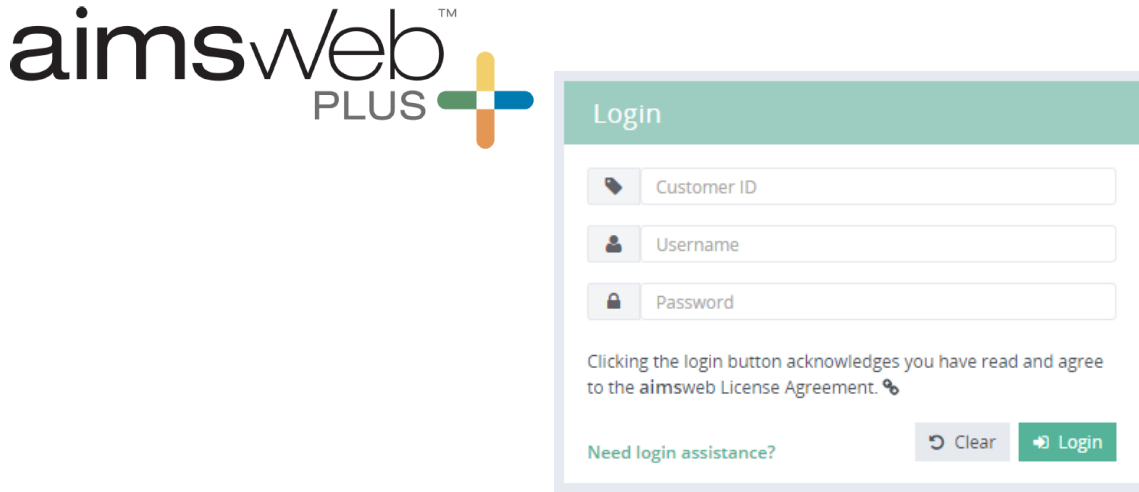



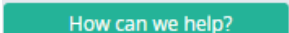


Logging in to the **AIMSweb Plus Account**

- Access the website: <https://app.aimswebplus.com/#/login>
- **Customer ID:** 4277
- **Username:** _____ **Password:** _____



How to...

- Get to the Benchmark Comparison Screen
 - Login, Select Benchmark Comparison from the Students tab
 - If fields automatically populate, click on View/Refresh
 - If you need to search for your roster, type "Cla" in the roster field, select your class, identify Battery and click View/Refresh
- Administer a DRF Assessment
 - Click  to launch the assessments
- Assign and administer an Online Assessment
 - Click  to assign a student to an assessment
 - Click  to access student username and password
 - Launch Test Nav and use credentials to access assessment
- Access Resources and Materials
 - Click on 

- Use Folders on the left to access manuals, probes, etc.